

**CHUO CHA ARDHI TABORA**

**ARDHI INSTITUTE TABORA (ARITA)**

**ACADEMIC MANAGEMENT INFORMATION SYSTEM**



**ARITA**  
Academic Management  
Information System

# UTANGULIZI

- ARITA academic management information system (AMIS) ni mfumo wa kielektroniki ambao unamuwezesha mwanafunzi kufanya usajiri, na pia kupata matokeo yake ya mitihani.
- Ni mfumo ambao hutunza kumbukumbu za mwanachuo kwa muda wote ambao anakuwa amesajiriwa hapa chuoni.

# KUFIKIA MFUMO HUU

## ILI KUFIKIA MFUMO HUU:

1. Fungua kivinjari cha mtandao kama vile Google Chrome, Mozilla, Firefox, Safari, Opera Mini, Edge, Internet Explorer n.K.
2. Kwenye eneo la anwani andika anuani ifuatayo  
<http://amis.arita.ac.tz> na kikusa kifuatacho kitaonekana:

# ARITA AMIS – UKURASA WA MWANZO



**ARITA**  
Academic Management  
Information System

## Ardhi Institute Tabora (ARITA) Academic Management Information System

ARITA Academic Management System is a system created to enable management of various academic management information.

- Students Registration Process Automation.
- Students Accommodation Records Management.
- Students Academic Records Management.

Provide your credentials to login the system

Username \*

Password \*

Login 

Copyright © 2019 Ardhi Insitute Tabora



**ARITA**  
Academic Management  
Information System

# JINSI YA KUINGIA KWENYE MFUMO

- Mwanachuo kwa mara ya kwanza utatakiwa kuingia kwa kutumia namba ya usajili ya chuo ambayo utapewa na msajili kama jina tumizi (username) na nywila (password) utatumia jina lako la mwisho kama linavyotumika katika vyeti vyako vya shule (liandikwe kwa herufi kubwa). Kuweza kuingia kwenye mfumo;

- 1. ANDIKA NAMBA YA USAJILI YA CHUO KATIKA SEHEMU YENYE NENO **JINA TUMIZI (USERNAME)**

Username \*

- 2. ANDIKA NYWILA YAKO SEHEMU YENYE NENO **NYWILA (PASSWORD)**

Password \*

- 3. BOFYA **INGIA (LOGIN)**

Login 

# JINSI YA KUINGIA KWENYE MFUMO

4. Baada ya kuingia katika mfumo kwa mara ya kwanza utatakiwa kuweka nywila (password) yako mpya kwa kujaza jedwali litakalojitokeza, hakikisha unafuata maelekezo kwa usahihi, nywila (password) mpya ni lazima iwe na mchanganyiko wa herufi na namba.



# DASHIBODI

- Dashibodi ya mfumo inaonwa na kila mtumiaji anayefikia mfumo lakini watumiaji wengine hawawezi kuona wanachokiona watumiaji wenzao! Ina maana watumiaji wanafikia taarifa zinazowahusu **tu**. Hivi ndivyo dashibodi inatakiwa kuonekana:

The screenshot displays the ARITA Academic Management Information System dashboard. The top left corner features the ARITA logo and the text "ARITA Academic Management Information System". The top right corner shows a user profile icon and the name "XXX". The left sidebar contains navigation links: Home, Registration, Academic, and My Account. The main content area includes a "Home" link, an "Information" notification stating "Registration was approved at Student submission stage on 2018-01-29 11:09:32", and four performance metrics: Total Modules (10), Failed Modules (0), Passed Modules (10), and Remaining Modules (0). Below these metrics is a "PROFILE SUMMARY" section with fields for Reg. No. (ARITA/LMT06/0009/2017), NACTE Reg. No. (NP0220/0006/2014), Course (Ordinary Diploma in Land Management, Valuation and Registration), and Admission Date. A "Logout" button is located at the bottom left of the profile section.

ARITA Academic Management Information System

XXX

Home

Registration

Academic

My Account

Home

Information

Registration was approved at Student submission stage on 2018-01-29 11:09:32

10 Total Modules

0 Failed Modules

10 Passed Modules

0 Remaining Modules

PROFILE SUMMARY

Reg. No: ARITA/LMT06/0009/2017


NACTE Reg. No: NP0220/0006/2014


Course: Ordinary Diploma in Land Management, Valuation and Registration

Admission Date:

Logout

# KUFANYA USAJILI

- 1. KWENYE MENU KUSHOTO, BOFYA **REGISTRATION** HALAFU JAZA FOMU KWA KUFUATA MAELEKEZO,
- 2. WAKATI UNAPANDISHA NAKALA ZA VYETI, HAKIKISHA VYETI BAADA YA “KUVISCAN” UNAVIWEKA KATIKA FOMATI YA PDF.
- 3. PICHA NI LAZIMA IWE PASSPOTI SIZE YENYE “BACKGROUND” YA BLUU BAHARI.
- BOFYA  KWA KILA HATUA UNAYOPITIA MPAKA USAJILI UTAKAPOKAMILIKA
- TUMIA KITUFE CHA KIJANI KUONGEZA REKODI AU CHEKUNDU KUFUTA REKODI ILIYOKOSEWA



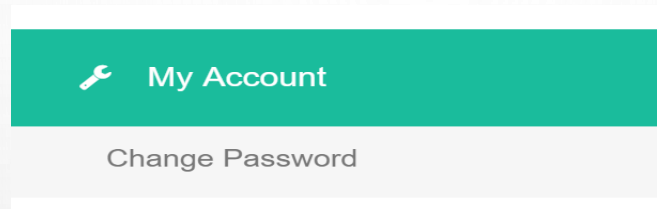


# KUPATA MATOKEO

KWENYE MENYU KUSHOTO, BOFYA **ACADEMIC** HALAFU VIEW MODULE  
RESULTS AU VIEW GPA SUMMARY

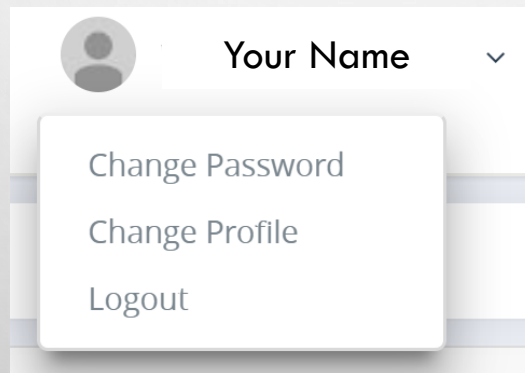
# KUBADILI NYWILA

KWENYE MENYU KUSHOTO, BOFYA **MY ACCOUNT** HALAFU CHANGE PASSWORD



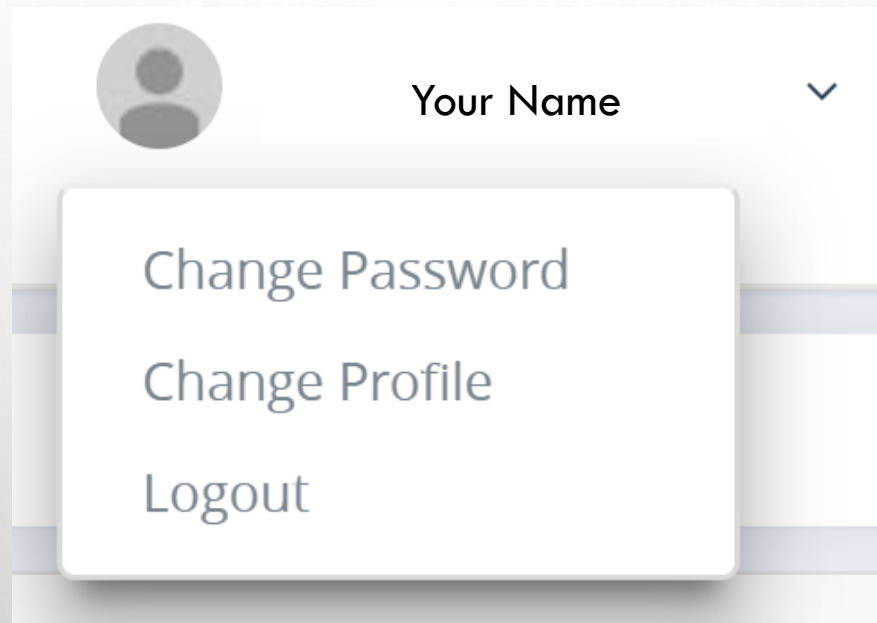
AU

BOFYA MSHALE KATIKA JINA LAKO KULIA NA UTAWEZA KUBADILI NYWILA



# KUTOKA KWENYE MFUMO

BOFYA MSHALE KATIKA JINA LAKO KULIA KISHA BONYEZA **LOGOUT**



# MAWASILIANO

- MAELEZO HAYA PIA YANAPATIKANA KATIKA TOVUTI YA CHOU AMBAYO NI [www.arita.ac.tz](http://www.arita.ac.tz)
- PIGA 0783673147 KWA MSAADA ZAIDI.